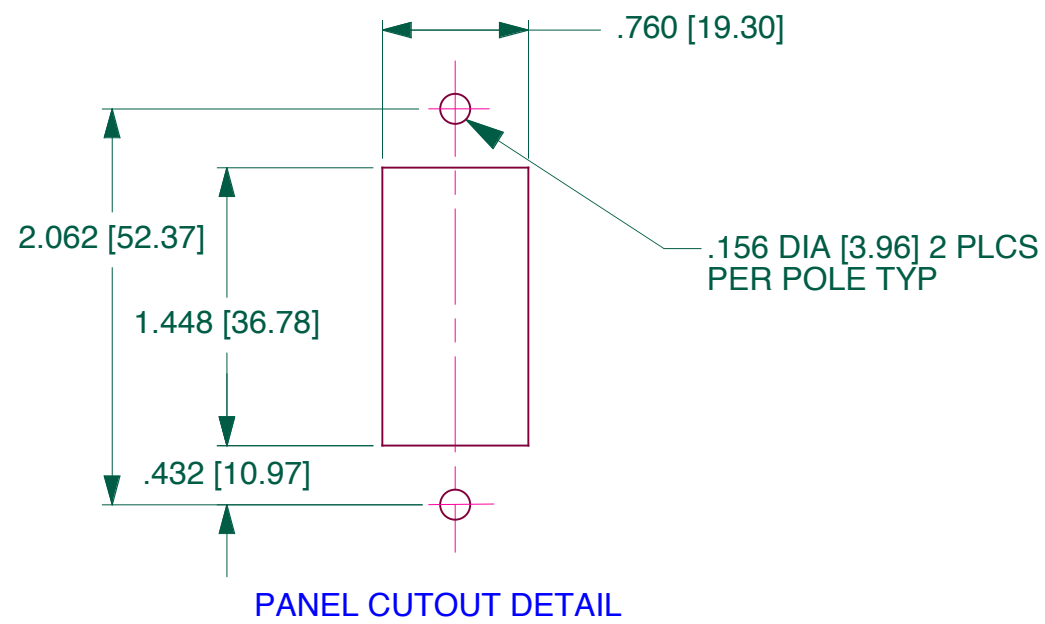
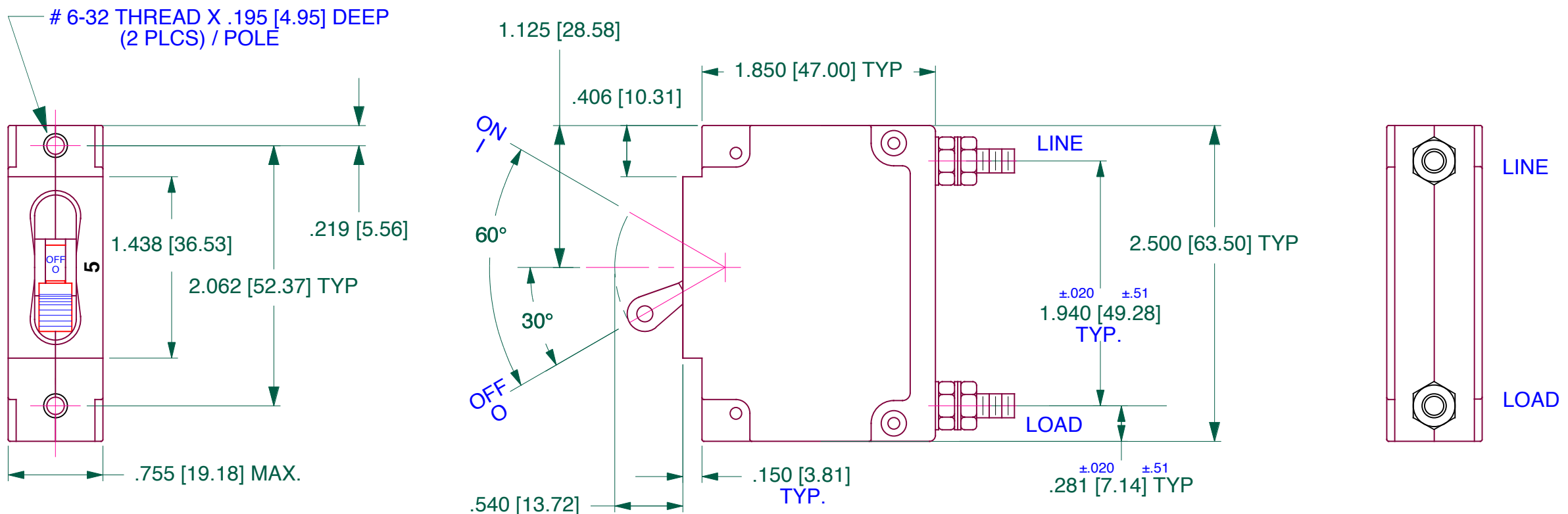


**REVISIONS**

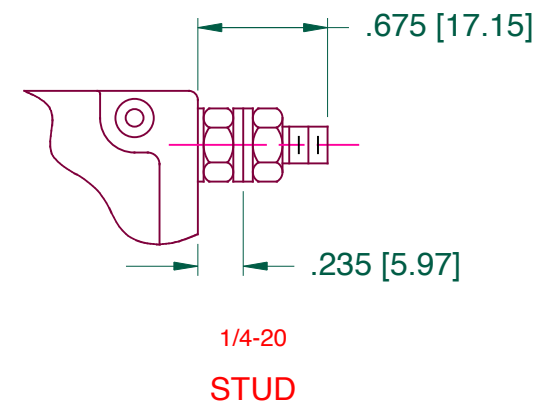
REV	DESCRIPTION	DATE



**LABEL INFORMATION:**

FL. AMPS  
MAX VOLTS  
DELAY  
CIRCUIT:  
TRIP AMPS

5  
150VDC, 120 VAC  
36 (LONG)  
B0 (SERIES)  
6.25



MATERIAL

FINISH

**DRAWING INTERPRETATIONS**

PROJECTIONS	DIMENSIONS
	INCHES MILLIMETERS

UNSPECIFIED TOLERANCES  
DECIMALS ±.020 (±.510 mm); ANGULAR ±1°

DRAWN BY: MM 4-17-13	CHECKED BY:	SCALE
APPROVED BY:	DATE APPROVED	

**DO NOT SCALE DRAWING**

TITLE

"C" SERIES  
CIRCUIT BREAKER

**CARLINGSWITCH, INC.**  
CIRCUIT BREAKER DIVISION  
PLAINVILLE, CT

CONTROL SYMBOLS		TOOL NO.	REV
△	CRITICAL		
□	MAJOR		
		REFERENCE NO.	
		SHEET OF	

SIZE	DRAWING NO.	REV
B	CA1-X0-17-767-321-L	01
		SHEET 1 OF 1